













Hanafuda Suit Reference — All 12 Months

Each suit is one month (January = 1 ... December = 12). Cards match by **month/suit**, not by number. Each month has exactly 4 cards in one row below.

Month	Suit name	Card types	Cards
1	Pine	Bright, Ribbon, 2 Chaff	
2	Plum	Animal, Ribbon, 2 Chaff	
3	Cherry	Bright, Ribbon, 2 Chaff	
4	Wisteria	Animal, Ribbon, 2 Chaff	
5	Iris	Animal, Ribbon, 2 Chaff	
6	Peony	Animal, Ribbon, 2 Chaff	
7	Clover (Bush Clover)	Animal, Ribbon, 2 Chaff	
8	Grass (Pampas Grass)	Bright (Moon), Animal, 2 Chaff	
9	Chrysanthemum	Animal (Sake Cup), Ribbon, 2 Chaff	
10	Maple	Animal, Ribbon, 2 Chaff	
11	Willow	Bright (Rain Man), Animal, Ribbon, 1 Chaff	
12	Paulownia	Bright (Phoenix), 3 Chaff	

Matching: Only cards from the *same month* can be paired. When 3 cards of one month are on the field and you play or draw the 4th, you capture all 4 (quad capture).